



FreshWater®
Salt System Ready



100% Filtration
SilentFlo Circulation




Moto-Massage® DX



Super Energy
Efficient



Wireless Remote



Polymer Substructure
& Base Pan

HIGHLIFE® COLLECTION

ARIA™



*Shown with Alpine White Shell and
Linen Cabinet*

People	Seating	Jets	Voltage
5 Seats	Lounge	42 Jets	230 V


Size
221 × 221 × 91 cm

Water Care
FreshWater® Salt System Ready

ARIA™




SHELL COLOURS



CABINET COLOURS



COVER COLOURS



CABINET AND SHELL COLOUR OPTIONS*

Cabinet Colours	Java	Charcoal	Blackwood	Linen	Brushed Nickel
Shell Colours	Alpine White Ice Grey Ivory Tuscan Sun Pebble	Alpine White Ice Grey Platinum Tuscan Sun Pebble	Alpine White Ice Grey Platinum	Alpine White Ivory Tuscan Sun Pebble	Alpine White Ice Grey Platinum

Seating Capacity	5 seats
Dimensions	221 × 221 × 91 cm
Water Capacity	1,400 litres
Weight	310 kg dry; 2,110 kg filled**
Jets	42 total <ul style="list-style-type: none"> • 2 Moto-Massage® DX jets (Two nozzles each) • 2 SoothingStream™ jets • 4 FootStream™ jets • 2 Rotary Hydromassage jets • 2 Hydrostream™ jets • 2 Rotary Precision™ jets • 26 Directional Precision™ jets
Water Feature	BellaFontana™ with 3 illuminated arcs of water
Jet Pump 1	WaveMaster® 9000; One-speed, 2.5 HP Continuous Duty, 5.2 HP Breakdown Torque
Jet Pump 2	WaveMaster® 9200; Two-speed, 2.5 HP Continuous Duty, 5.2 HP Breakdown Torque
Circulation Pump	SilentFlo 5000™ for quiet, continuous filtration
Water Care System	FreshWater® Salt System Ready

Control System	IQ 2020™ with wireless remote control 230 V / 20 amp, 50 Hz
Lighting System	Luminescence™ multi-colour four-zone
Heater	Titanium No-Fault® 1,500 W / 230 V
Energy Efficiency	Multiple Layers of Foam Insulation; Certified to California Energy Commission (CEC) and APSP 14 energy efficiency standards for portable spas
Filtration System	100% no-bypass filtration, top loading Tri-X™ filters, 30 m² effective filtration area
Vinyl Cover	9 to 6 cm tapered, 32 kg/m³ density foam core, with hinge seal
Available Options	<ul style="list-style-type: none"> Cover Lifters: CoverCradle®, CoverCradle II, Lift 'n Glide® or UpRite™ Steps: Steps are available to match cabinet colours: Java, Charcoal, Blackwood, Linen, Brushed Nickel Entertainment: Bluetooth® Wireless Sound System Hot Tub Cooling System: CoolZone™

*No special orders or shell substitutions available. Actual colours and products may vary from print representation. See dealer to verify.
**Includes water and 5 adults weighing 80 kg each..