

# Highlife<sup>®</sup> Collection

## Owner's Manual Addendum





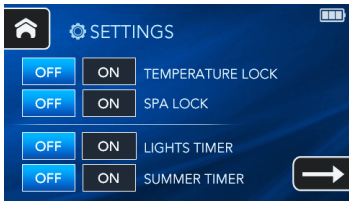

Congratulations on your decision to purchase a Hot Spring<sup>®</sup> Highlife<sup>®</sup> Collection spa. This addendum is provided as a supplement to the HIGHLIFE Collection Owner's Manual included with your hot tub. It is very important that you read the Owner's Manual.







**YOUR LOGO LIGHT (on the front outside of the spa) BRIGHTNESS IS NOW ADJUSTABLE.**

If you have any questions about the information contained in this addendum, please contact your local HOT SPRING dealer.

### HOT SPRING LOGO LIGHT BRIGHTNESS ADJUSTMENT

1. Press  on Home screen to display first Settings screen.
2. Press  to display Brightness in second Settings screen.



3.  Press and hold AUTO for **5 SECONDS**, the brightness screen with AUTO will change to LOGO LIGHT.
4.  Press  or  to manually increase or decrease the brightness of the Logo Light. Press the back arrow  or the Home screen  to exit the Logo Light screen.

